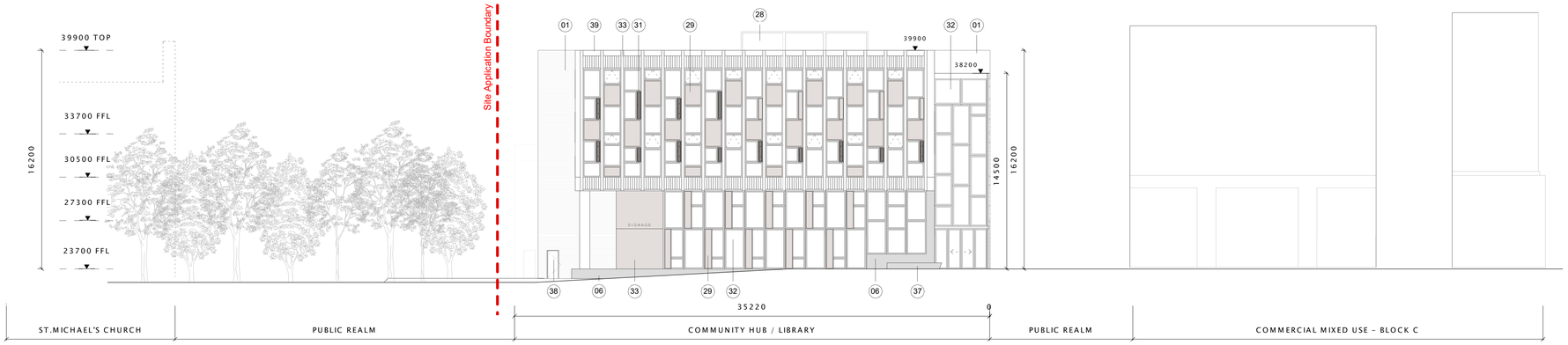

01 COMMUNITY HUB/LIBRARY NORTH ELEVATION
1 : 200

02 COMMUNITY HUB/LIBRARY SOUTH ELEVATION
1 : 200

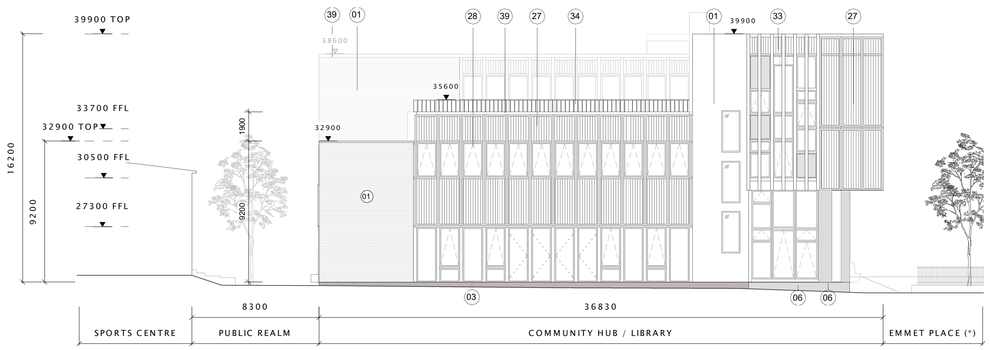

03 COMMUNITY HUB/LIBRARY EAST ELEVATION
1 : 200

04 COMMUNITY HUB/LIBRARY WEST ELEVATION
1 : 200

revision	drawn	checked	date	no.

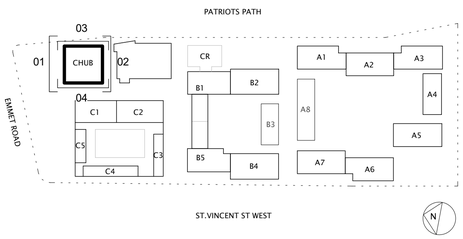

Facade Materials Key Notes: To be read in conjunction with the Architectural Design Statement

1 Grey clay brickwork
2 White clay brickwork
3 Mid grey clay brickwork
4 Coloured glazed terracotta tile finish or similar
6 White precast concrete cladding panel or similar.
12 Composite double glazed window, aluminium finish externally and timber internally, with metal cill, integrated metal spandrel panel / louvre, with door where indicated
13 Composite double glazed window, aluminium finish externally
16 Galvanised steel or timber screen with integrated access sliding and/or swing gates as indicated with curtain wall glazing system
21 Perforated aluminium profiled screening to roof plan area.
27 Timber cladding
28 Transprent glass panels w/Integrated Ventilation Louvres
29 Selected coloured insulated glass panels
30 Selected coloured glass panels
31 Iroko timber ventilation panels
32 Composite double glazed curtain wall system, aluminium finish externally and timber internally
33 Vertical timber supports / shading
34 Flat bar metal railings, with metallic coloured finish
35 Perforated clay brickwork screen wall, warm grey coloured blend
36 Bench with integrated vent. louvre as required
37 precast concrete bench,
38 Metal louvre, with metallic coloured finish
39 Metal coping, aluminium

Roof type 1 – Flat Roof
Roof type 2 – extensive green roof system
Roof type 3 – intensive green/blue roof system with terrace
Roof type 4 – intensive green roof system
Roof type 5 – extensive green roof system with PV panels over
Roof type 6 – Roof Deck / Terrace

NOTES:

No dimensions on this drawing are to be scaled.

All levels and dimensions on this drawing are to be checked on site. Any discrepancies on this drawing are to be reported to and verified with the architect.
This drawing is to be read in conjunction with all other application documentation and information as issued.
This is not a construction drawing, it is unsuitable for the purpose of construction and must on no account be used as such.

(*) Placeholder names are used for ease of reference in the Application Documents

This drawing is the copyright of Bucholz McEvoy Architects Ltd and may not be copied, altered, or reproduced in any form or passed to a third party without license or written consent.

PLANNING

drawing: COMMUNITY HUB & LIBRARY – ELEVATIONS

drawing no.	scale	drawn	project no.
0318-CH-A4-00	1 : 200@A1	MA	0318
	date: SEPT 2022	checked: KM	revision

project: EMMET ROAD MIXED-USE DEVELOPMENT, DUBLIN 8

client: DUBLIN CITY COUNCIL

bucholzmcevoy ARCHITECTS
UNIT C MOUNTPLEASANT BUSINESS CENTRE UPPER MOUNTPLEASANT AVENUE DUBLIN 6 IRELAND
T +353 1 496 6340 F +353 1 496 6341 INFO@BMCEA.COM WWW.BMCEA.COM